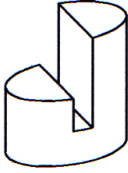
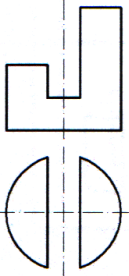
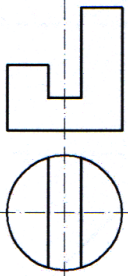
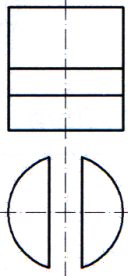

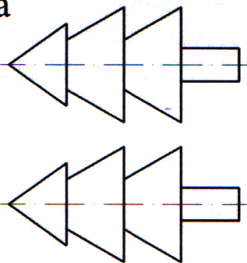
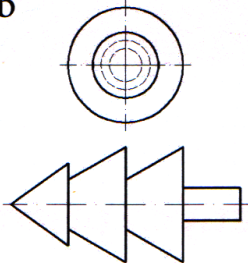
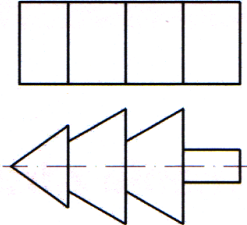
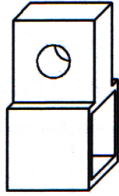



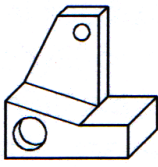
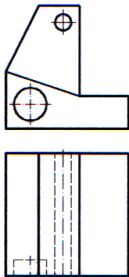
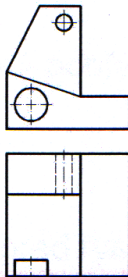
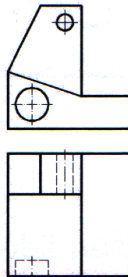
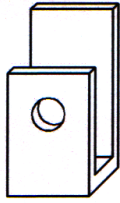
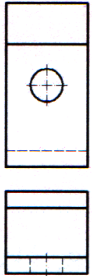
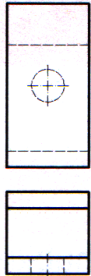

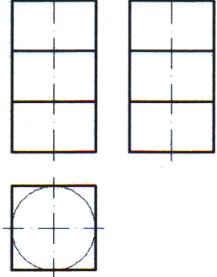
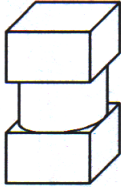
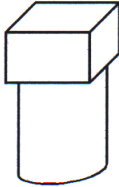
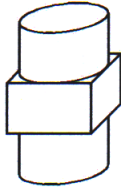
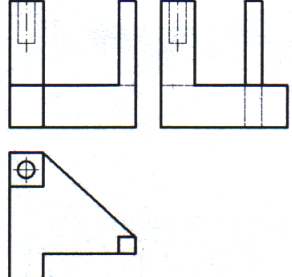
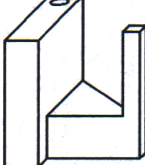
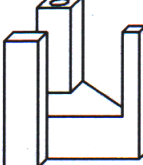
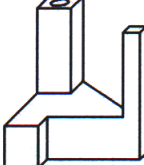
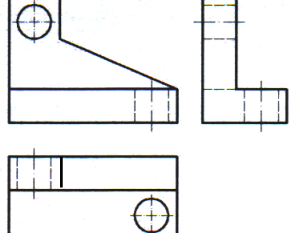
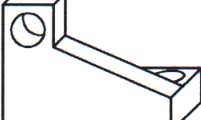
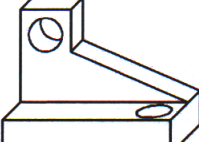
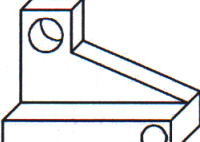
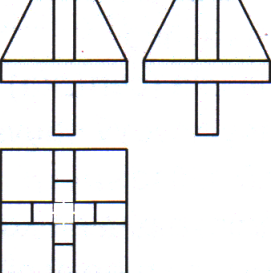

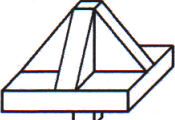
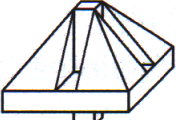
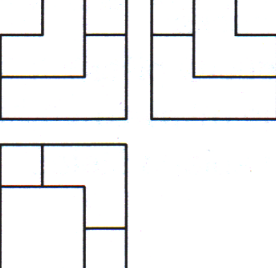
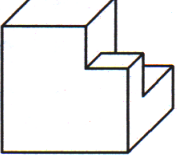
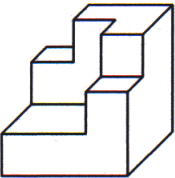


Úloha č1.: Prirad' k zobrazeným predmetom zodpovedajúce priemety (pohľad spredu a pohľad zhora). Krúžkuj a – b – c

<p>1</p> 	<p>a</p> 	<p>b</p> 	<p>c</p> 
<p>2</p> 	<p>a</p> 	<p>b</p> 	<p>c</p> 
<p>3</p> 	<p>a</p> 	<p>b</p> 	<p>c</p> 
<p>4</p> 	<p>a</p> 	<p>b</p> 	<p>c</p> 
<p>5</p> 	<p>a</p> 	<p>b</p> 	<p>c</p> 

Otoč !!!

Úloha č2.: Priraď k zobrazeným priemetom zodpovedajúci predmet. Krúžkuj a – b – c

<p>1</p> 	<p>a</p> 	<p>b</p> 	<p>c</p> 
<p>2</p> 	<p>a</p> 	<p>b</p> 	<p>c</p> 
<p>3</p> 	<p>a</p> 	<p>b</p> 	<p>c</p> 
<p>4</p> 	<p>a</p> 	<p>b</p> 	<p>c</p> 
<p>5</p> 	<p>a</p> 	<p>b</p> 	<p>c</p> 